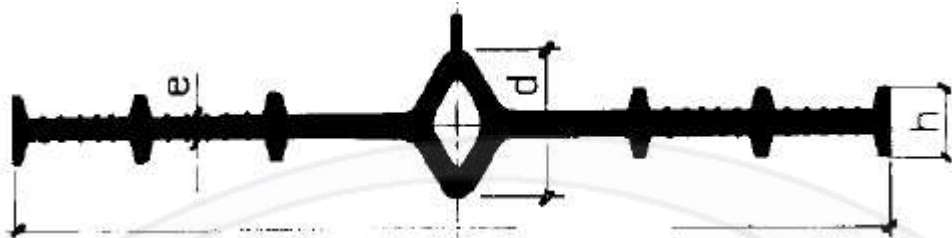
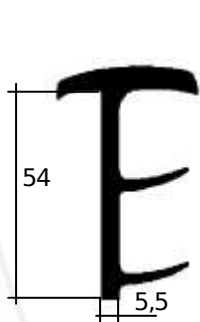


Perfil junta dilatación

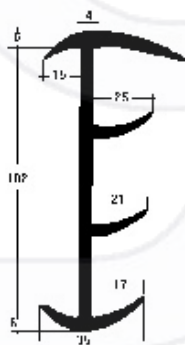


PERFIL JUNTA DE DILATACIÓN (cotas en mm)						
REF.	12	15	20	23	27	30
L	120	150	200	230	270	300
H	7	7	14	13	17	17
D	20	20	24	28	30	35
E	3	3	4	4	5	5

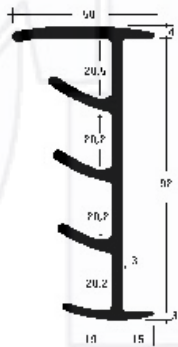
Perfil contenedor



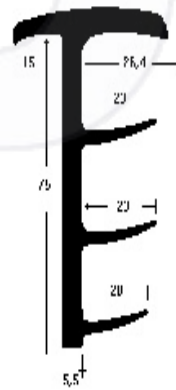
3233



4397



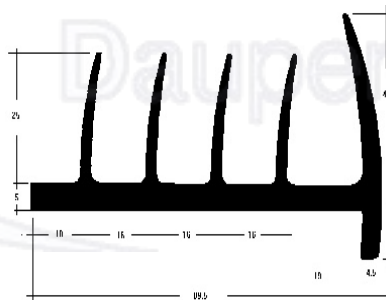
4692



4776



4851



4843



1902